

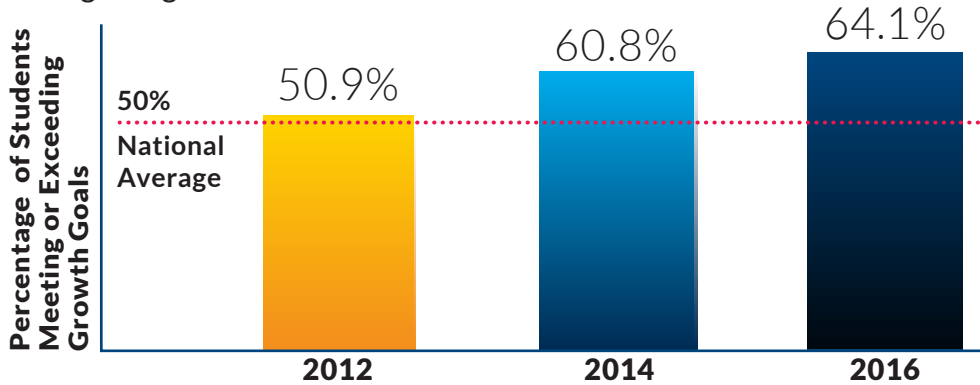
Saint Lucas Lutheran School

2016 REPORT CARD



Measures of Academic Progress® (MAP)

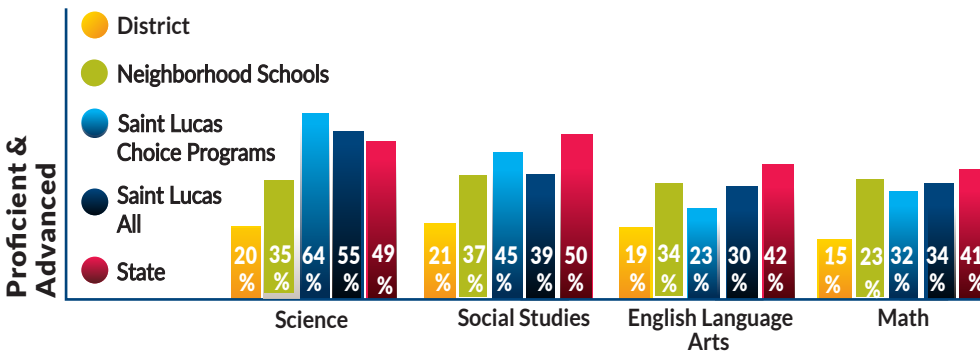
Saint Lucas students are outperforming the national average for growth.



At Saint Lucas, 83 percent of students in kindergarten through second grade performed at or above the proficiency level in math and 80 percent performed at or above the proficiency level reading.

Wisconsin State Test

Saint Lucas students outperformed the district in all subjects and the state in science.



Wisconsin State Test Rating:
On-Track and College Readiness Score

88.2/100

Enrollment Growth

Saint Lucas enrollment is up **53 percent** since 2010.

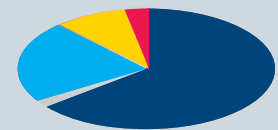


GreatSchools' School Chooser

GreatSchools named Saint Lucas among 30 **top-rated** Milwaukee schools for above-average academic growth in 2015.



Race/Ethnicity



● Caucasian
 ● Hispanic
 ● Asian
● American Indian
 ● African-American

Attendance

95%

Student Return Rate

90%

High School Graduation

100%

Enrolled in Choice Program

71%

More About the Report Card Statistics

Measures of Academic Progress (MAP)

Saint Lucas uses a variety of tools to assess student achievement and growth, including a nationally norm-referenced test called Measures of Academic Progress (MAP). The MAP assessments are produced by the Northwest Evaluation Association (NWEA), a global not-for-profit educational services organization. Norm-referenced tests compare a student's score against the scores of a national group of students. We administer the MAP test to students in kindergarten through eighth grade. Unlike state tests, MAP allows us to compare the performance of our students to their grade-level peers across state lines. We can also track student performance across time. On the MAP assessment, the 50th percentile is considered grade level. Saint Lucas' 2016 Report Card reflects NWEA's 2016 national norms.

Wisconsin State Test

Every state administers criterion-referenced tests in order to assess student academic achievement. Each state has a unique test. The results of these exams allow us to compare the performance of students at private, charter and traditional public schools that receive publicly funded revenue. The Wisconsin state test does not allow us to assess how our children are doing compared to their peers in different states. On this chart, "Saint Lucas PCP" reports the performance of students enrolled in the Milwaukee Parental Choice Program. "Saint Lucas All" reports the results of all students. The state test is administered to students in third through eighth grade. The state used the Forward Exam.

On-track and College Readiness Score

This score has two components. The first component is Saint Lucas' attendance rate. The second one is third grade ELA achievement, eighth grade math achievement or the combination of the two. The scores for these two components are added to produce the Priority Area score that is on Saint Lucas' DPI report card.

Enrollment Growth

The enrollment numbers reported are from the Department of Public Instruction's Third Friday Count in September 2016.

GreatSchools

GreatSchools is an independent, nonprofit organization that empowers parents with information and tools so they can choose the best school for their children.

Race/Ethnicity

This graph reports the race/ethnicity numbers from students enrolled on the Third Friday Count in September 2016.

Attendance

The attendance rate measures the days of school actually attended as a percentage of all possible days of attendance. We measure absences in quarter-day increments.

Annual Student Return Rate

This number is calculated by counting the total number of students who were enrolled at Saint Lucas on the Department of Public Instruction's Third Friday Count in September of 2014, minus graduates, and determining how many of those same students were present on the Third Friday Count in September of 2015.

High School Graduation

Saint Lucas tracks its rate of high school graduation based on those students (alumni) who complete eighth grade. This data represents the Saint Lucas class of 2011. Those students graduated high school in 2015.

Enrolled in Choice Program

This number reports the percentage of students enrolled in the Parental Choice Program on the Third Friday Count in September of 2015.